

REDIENTM
Japan

PROFESSIONAL TRIMMER
Model: RN-8130





HAIR TRIMMER OPERATION MANUAL

Please read this manual carefully before operation

and keep it in good care.

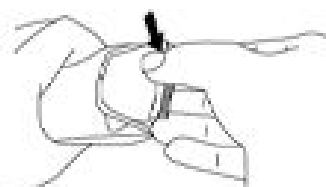
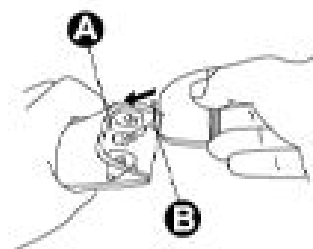


Warning

Wet hand prohibited.	Don't pull the power adaptor with hand wet, as it may cause hazard of electrical shock.
No water threat.	Please don't use it in bathroom, as it may cause electrical shock. 
No disassembly.	Please don't have this product modified, disassembled or repaired at random, as it may easily cause fire, electrical shock and injury etc.
Don't use it in	Keep the machine body and power adaptor away from water threat or don't have it cleaned by water, as it may cause hazard or electrical shock or short circuit. 
Charging	Don't use it in power supply over 240V, as it may easily cause electrical shock and fire.
Don'ts	Please don't damage the cord, don't have it machined, banded, stretched or twisted, and don't place weight or extrusion upon power cord, as it may easily cause electrical shock or fire. If the cord is damaged, it shall be replaced by an appointed servicing department for the sake of safety.
	When cord or power adaptor is damaged, or when power receptacle is loosened, please don't use it any longer, as it may easily cause electrical shock, short circuit or fire.
Disposal of waste batteries	After batteries have been used up, take them off and hand them over to an appointed recovery point. Don't throw them away at random.

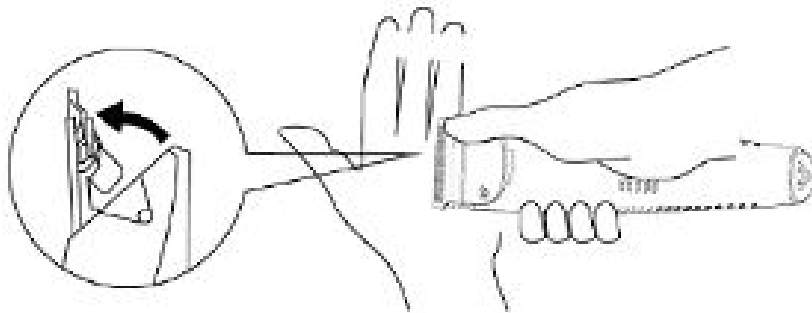
About length fixing accessories

- 1 To decide the length of cutting.**
- 2 To select the suitable accessory for the length required.**
 - A To keep it in alignment with the blade.**
 - B To mount it on.**
- 3 Take off the length fixing accessory.**
Push a side of the accessory by thumb to take it off.

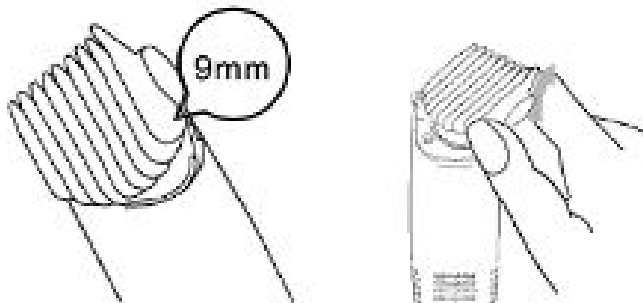


Before operation

Turn off power supply and have the blade care

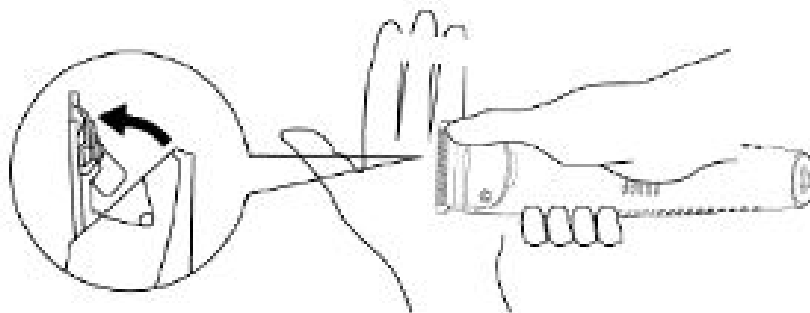


※ To avoid blade rushing out, hold it with the other hand.

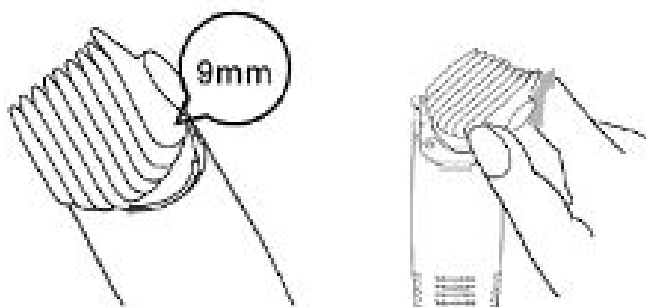


Before operation

Turn off power supply and have the blade care


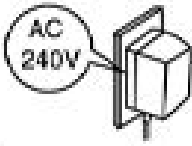


※ To avoid blade rushing out, hold it with the other hand.





Warning

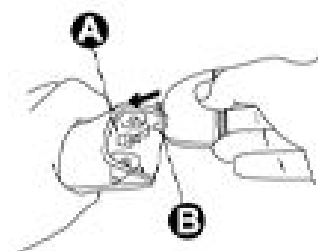
Wet hand prohibited.	Don't pull the power adaptor with hand wet, as it may cause hazard of electrical shock.
No water threat.	Please don't use it in bathroom, as it may cause electrical shock. 
No disassembly.	Please don't have this product modified, disassembled or repaired at random, as it may easily cause fire, electrical shock and injury etc.
Don't use it in	Keep the machine body and power adaptor away from water threat or don't have it cleaned by water, as it may cause hazard or electrical shock or short circuit. 
Charging	Don't use it in power supply over 240V, as it may easily cause electrical shock and fire.
Don'ts	Please don't damage the cord, don't have it machined, bended, stretched or twisted, and don't place weight or extrusion upon power cord, as it may easily cause electrical shock or fire. If the cord is damaged, it shall be replaced by an appointed servicing department for the sake of safety.
	When cord or power adaptor is damaged, or when power receptacle is loosened, please don't use it any longer, as it may easily cause electrical shock, short circuit or fire.
Disposal of waste batteries	After batteries have been used up, take them off and hand them over to an appointed recovery point. Don't throw them away at random.

About length fixing accessories

1 To decide the length of cutting.

2 To select the suitable accessory for the length required.

- A To keep it in alignment with the blade.
- B To mount it on.



3 Take off the length fixing accessory. Push a side of the accessory by thumb to take it off.

